

 (+86)400-8120-669

2023.04


SONLY 首力

首力全电动系列注塑机

SONLY all-electric injection moulding machines

www.gosonly.com

U60-300TSEK



工信部工业机械示范品牌

浙江首力智能装备有限公司

ZHEJIANG SONLY INTELLIGENT EQUIPMENT CO.,LTD



SONLY 首力

浙江首力智能装备有限公司

ZHEJIANG SONLY INTELLIGENT EQUIPMENT CO.,LTD

地址(Add): 宁波市慈溪滨海经济开发区灵绪路 288 号
No.288, LingXu Road, Cidong Binhai Industrial Zone, Ningbo
电话(TEL): +86 574-83876031 +86 574-63990188
传真(Fax): +86 574-63780949 邮编 (P.C.): 315311
[http: www.gosonly.com](http://www.gosonly.com) (中文) www.ouyilai.com (English)
E-mail: sales@ouyilai.com



公众号二维码



网站二维码

企业概况

COMPANY PROFILE

首力是专业提供塑料成型整体解决方案的高新技术企业，公司创建于1998年，位于“中国注塑机之都”宁波，集研发、制造、加工、检测、应用于一体，年生产能力达到5000台。

首力拥有6万平米现代化生产基地，各类大型先进精密加工和检测设备300余台套，拥有一批高素质、高学历的技术研发和管理团队、与知名高校联合建立研究生培养基地。

首力是工信部机械品牌示范企业，通过CE、ISO9001质量体系认证，已累计授权专利27项，拥有品类齐全的首力U-TS系列高档精密注塑机、伺服注塑机、PET瓶胚、PP-R管件专用、水果筐、双色、二板大型、全电动注塑机等多系列规格，涵盖了锁模力98吨-3400吨的全系列产品，在国内建立40多家销售网点，产品远销欧洲、北美、南美、东南亚、中东、非洲等国家和地区。

SONLY is a high technical company which established in 1998, professional at offering turnkey plastic injection project solution. SONLY factory located in Ningbo, "the city of injection molding machine". It has a whole production line including research & study, manufacturing, processing, inspection and application, with production capacity of 5000 sets each year.

SONLY has a modern production workshop of 60000 square meters, more than 300 sets different kinds of big advanced precision equipment, a group of highly educated research team and management team.

SONLY injection molding machine has CE, ISO 9001 certificates and 27 patents. It produces injection machine from 98 to 3400 tons, includes SONLY U-TS series high precision injection molding machine, servo motor injection molding machine, PET preform machine, PPR special series machine, fruit box special series machine, double color machine, two plate machine, full electric injection machine etc., which has been sold to Europe, North America, South America, Southeast Asia, Middle East and Africa.



航拍图


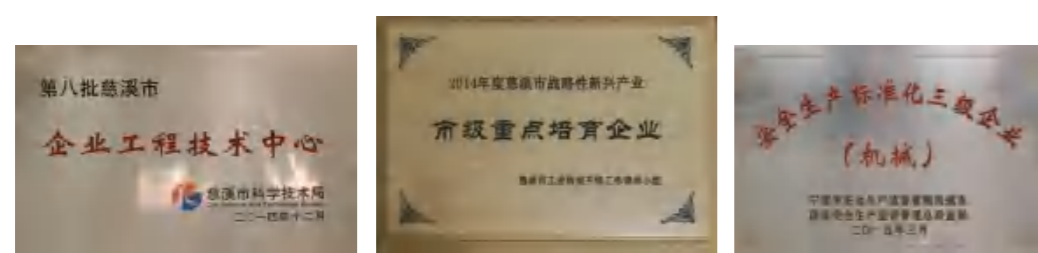
1998
始创于
Founded in

60000
公司面积 (m²)
Company area (m²)

200+
公司员工
Company employees

5000+
年产量 (台/套)
Annual output (machines)

专利证书
THE PATENT CERTIFICATE



理念与价值观

IDEAS AND VALUES

首力秉承“**高效节能、精密稳定**”的产品理念，为全球市场提供设计先进、功能完善、品质卓越的设备 and 更智慧的注塑解决方案。

Sonly adheres to the product concept of "high efficiency energy saving, precision with stability", providing advanced design, perfect function, excellent quality equipment and more highlight injection moulding solutions in the global market.

“**创新、绿色、智能、开放、节能**”是首力的品牌理念。我们践行“**诚信、责任、务实、创新、利他**”的价值观，服务万千用户，创造更优价值。

"Innovation, green, intelligence, openness and energy saving", this is the brand concept of Sonly. We practice the values of "integrity, responsibility, pragmatism, innovation and altruism" to serve thousands of customers and create better value.

强大制造实力

STRONG MANUFACTURING CAPABILITY



6S 管理
6S management



精益生产
precise production



持续改善
continuous improvement



完美交付
perfect delivery



车间一角

WORKSHOP CORNER



车间设备
WORKSHOP EQUIPMENTS



产品开发

PRODUCT DEVELOPMENT

首力全电动注塑机五大优势

SONLY ALL-ELECTRIC INJECTION MOLDING MACHINE FIVE ADVANTAGES

首力深耕注塑行业25年，以专业化实践为坚实后盾，因应产业和产品升级趋势和新时代高质量发展的要求，组建专业团队开发性价比更高的全电动产品。

首力高端全电动系列注塑机集诸多创新技术于一身，以极致纯粹的品牌理念，卓越的技术创新，灵活丰富的功能配置，成就广泛的行业应用，为您提供专业的定制化解决方案。

SONLY has been deeply engaged in the injection molding industry for 25 years, backed by professional practice, and has set up a professional team to develop more cost-effective all-electric products in response to the trend of industrial and product upgrading and the requirements of high-quality development in the new era.

SONLY high-end all-electric series injection molding machine integrates many innovative technologies, with the ultimate pure brand concept, excellent technological innovation, flexible and rich functional configuration, to achieve a wide range of industry applications, to provide you with professional customized solutions.



结构型式
Structural type

曲杆
toggle lever



驱动类型
Driver type

全电动
All-electric



锁模力
Clamping force

<3000 kN
<3000 kN



弘讯电控系统

Techmation electronic control system

操作简单，功能强大，适用于电动注塑机的高性能解决方案。
Simple to operate and powerful, a high-performance solution for electric injection molding machines.



出色的注射稳定性

Excellent injection stability

控制更为精准，成型精密稳定可靠。注射压力，保压压力稳定精度达到 $\pm 0.1\text{Mpa}$ 。
The control is more precise, and the molding is precise, stable and reliable. Injection pressure, holding pressure stability, accuracy of $\pm 0.1\text{Mpa}$.



多轴同步运行

Multi-axis synchronous operation

电动机开锁模、射胶、熔胶及顶针都由单独的电机驱动，可实现各种同步工艺，减少制品周期时间。
The motor is driven by a separate motor for mold unlocking, injection glue, melt and ejector pins, which can realize various synchronous processes and reduce product cycle times.



高刚性模板结构

High rigidity template structure

刚性好，受力分布均匀；模板平行度 $\leq 0.03\text{mm}$ ，适合精密模具的注射成型。
Good rigidity, uniform force distribution; The parallelism of the template $\leq 0.03\text{mm}$, which is suitable for injection molding of precision molds.



高稳定的锁模机构

Highly stable clamping mechanism

开锁模速度快而且稳，开锁模位置重复精度高 $\pm 0.03\text{mm}$ 。
The unlocking speed is fast and stable, and the repeatability of the unlocking position is $\pm 0.03\text{mm}$.



产品核心竞争力——满足四大客户价值主张

PRODUCT CORE COMPETITIVENESS

首力全电动注塑机，为高性能和高端应用而开发。它在一台机器里结合了精度、性能、清洁度和能效优势，凭借全电动驱动装置实现高度灵活性和强大性能。机器上的所有轴都是通过伺服电动驱动，降低了能源需求和成本，以非常小的耗电量实现高性能！

SONLY all-electric injection moulding machines, developed for high-performance and high-end applications. It combines precision, performance, cleanliness and energy efficiency in one machine with a high degree of flexibility and performance thanks to an all-electric drive. All axes on the machine are servo-electrically driven, reducing energy requirements and costs, enabling high performance with very little power consumption!

≤0.05mm

注射定位精度
Injection positioning accuracy

±0.03mm

开锁模位置重复精度
The repeatability of the unlocking position

<0.05mm

模板平行度（负载）
Template parallelism (load)

±1bar

背压重复精度
Back pressure repeatability accuracy

±0.5°C

静态温度精度
Static temperature accuracy

±0.1mm

逆流检测偏差
The countercurrent detection deviation



灵活高效

Flexible and efficient

多轴同步运行，熔胶速度大幅提升，射胶速度加倍，开锁模速度提升50%，减少制品周期时间；内置液压泵站（选配），支持多种模具工艺实现。

Multi-axis synchronous operation, the glue melting speed is greatly increased, the glue injection speed is doubled, the mold opening speed is increased by 50%, and the product cycle time is reduced; Built-in hydraulic pump station (optional) supports a variety of mold process realization.



自动智能

Automatic intelligence

完善的自动化接口，可集成机械手，热流道，辅机形成集中控制。

Perfect automation interface, can integrate manipulator, hot runner, auxiliary machine to form centralized control.



稳定精密

Stable and precise

高精度的传感器技术，全自动润滑系统。

High-precision sensor technology, fully automatic lubrication system.




节能洁净

Energy saving and clean

全电驱动，无漏油隐患；无润滑拉杆，模区洁净。

All-electric drive, no hidden danger of oil leakage; No lubrication tie rod, clean mold area.



产品特点 | 锁模单元

PRODUCT FEATURES | CLAMPING UNIT

技术优势

- 封装曲杆润滑系统为高性能应用而设计，符合机器标准，节省资源
- 严苛的制造标准，将模板平行度控制在0.15mm/m以内
- 伺服电机精密控制，开模位置重复定位精度达0.01mm
- 无润滑拉杆，模区洁净
- 超大容模量，参数优势明显

双缸平行顶出设计

产品脱模受力均匀，可以实现同步顶出、模内切、顶退模式多元化等功能；顶出位置精度可达0.2mm，有利于提升产品精度及重复精度。

Double cylinder parallel ejection design

The product demolding force is uniform, which can realize the functions of synchronous ejection, mold cutting, and diversified ejection mode; The ejection position accuracy can reach 0.2mm, which is conducive to improving product accuracy and repeatability.

高强度模板材料和超高刚性模板结构

模板强度对比标准系列提高33%，硬度提高18%。有效降低模具变形量，提高模具使用寿命，提升产品稳定性。

刚性好，受力分布均匀；干周期更快，开模终点重复精度更高，高标满足精密模具的注射成型要求。

High-strength template material and ultra-high-rigidity template structure

The formwork strength is 33% higher and the hardness is 18% higher than that of the standard series. Effectively reduce the amount of mold deformation, improve the service life of the mold and improve the stability of the product.

Good rigidity, uniform force distribution; The dry cycle is faster, the repeatability of the opening end point is higher, and the high standard meets the injection molding requirements of precision molds.

负载模板平行度≤0.05mm(FF60-200)

Load mask parallelism≤ 0.05mm (FF60-200)

负载模板平行度≤0.08mm(FF240-300)

Load mask parallelism≤ 0.08mm (FF240-300)

Technical Advantages

- 1.The encapsulated toggle lubrication system is designed for high-performance applications, meets machine standards, and saves resources.
- 2.Strict manufacturing standards, the parallelism of the template is controlled within 0.15mm/m
- 3.Precise control of servo motor, repeated positioning accuracy of mold opening position up to 0.01mm
- 4.No lubrication tie rod, clean mold area
- 5.Super large capacitive modulus, obvious parameter advantages

5点式曲肘结构

经专业力学分析设计，模板强度加强；经专业运动分析设计，曲肘结构更稳定。曲肘机构装置的中央压紧效果使锁模力均匀传递到模具，并降低了过剩锁模力，有效保护模具寿命。

5-point curved elbow structure



After professional mechanical analysis and design, the strength of the template is strengthened; After professional motion analysis and design, the structure of the elbow is more stable. The central pressing effect of the bent elbow mechanism device evenly transmits the clamping force to the mold, reduces the excess clamping force, and effectively protects the mold life.

带抱闸顶针电机

在开门或断电情况下顶针也不会回退，有效保障操作者安全。

With holding brake thimble motor

The ejector pin will not retract when the door is opened or the power is cut off, effectively ensuring the safety of the operator.



产品特点 | 注射单元
PRODUCT FEATURES | INJECTION UNIT

技术优势

- 结构一体化设计，增强了注射机构的整体刚性
- 压力控制精度达±1 bar,制品质量重复精度稳定在0.1%
- 低速特性优异，1mm/s以下注射动作平稳
- 注射速度有多种可选，最高可达500mm/s
- 螺杆跳动小，一般控制在0.05mm以内，光学专用设备可达0.03mm
- 无额外摩擦力，进、退更迅速
- 范围广泛的塑化组件。三种不同性能级别的注射运动。可按需调整

Technical Advantages

- 1.The integrated structural design enhances the overall rigidity of the injection mechanism.
- 2.Pressure control accuracy of ±1 bar and stable article quality repeatability of 0.1%.
- 3.The low speed characteristics are excellent, and the injection action below 1mm/s is smooth.
- 4.Injection speeds are available in a variety of ways, up to 500mm/s.
- 5.The screw runout is small, generally controlled within 0.05mm, and the optical special equipment can reach 0.03mm.
- 6.No additional friction, faster advance and retreat.
- 7.Wide range of plasticized components. Three injection movements of different performance levels. Adjust as needed.

注射压力采用闭环控制技术

控制更精准，成型精密稳定更可靠。注射压力、保压压力更稳定，精度达到 ±0.1Mpa。

The injection pressure adopts closed-loop control technology

The control is more precise, the molding precision is stable and more reliable. The injection pressure and holding pressure are more stable, and the accuracy reaches ±0.1Mpa.

闭环控制温度

静态偏差: ±0.5°
Closed-loop temperature control
Static deviation: ±0.5°

极快加速响应

订制低惯量伺服电机，动力强劲，加速响应时间最短25ms。

Extremely fast acceleration response
Customized low inertia servo motor, strong power, acceleration response time shortest 25ms.

专用螺杆

料管组件的材质选用、尺寸设计、表面处理、加工精度，采用德国标准，有效提升注射重复精度。


Special screw

The material selection, size design, surface treatment and processing accuracy of the material tube assembly adopt German standards to effectively improve the injection repeatability.

国际品质持久耐用

全套优质传动元件，顶级品质保证长久耐用。


International quality, durable and durable
A full range of high-quality transmission components, top quality guarantees long-term durability.



双线轨结构

注射启动快速敏捷，定位精准，运行平稳。



Double-track structure
The injection starts quickly and quickly, with precise positioning and smooth operation.



一体式注射座

极简前卫设计，消除装配累积误差，提升注射稳定性。

One-piece injection seat
Minimalist and avant-garde design eliminates assembly accumulation errors and improves injection stability.



产品特点 | 电控系统

PRODUCT FEATURES | ELECTRONIC CONTROL SYSTEM

技术优势

- 集成控制概念，创新的机器控制系统。
- 干周期缩短10%以上
- 断点自保护功能
- 低压模保全行程监测
- 全电机专业控制
- 控制系统全面升级，配12寸触摸屏，提升人机交互操作体验。

机身结构

机身定位设计，模块化组装，精密焊接。

Fuselage structure

Fuselage positioning design, modular assembly, precision welding.

模块化电控柜设计

电气控制柜采用EMC设计，能有效阻隔干扰，系统安全可靠、维护便捷。

Modular electric control cabinet design

The electrical control cabinet adopts EMC design, which can effectively block and dry, and the system is safe and reliable, and the maintenance is convenient.

Technical Advantages

- 1.Integrated control concept, innovative machine control system.
- 2.Dry cycle shortened by more than 10%.
- 3.Breakpoint self-protection function.
- 4.Low-pressure mold preservation stroke monitoring.
- 5.Full motor professional control.
- 6.The control system has been fully upgraded, equipped with a 12-inch touch screen to improve the human-computer interactive operation experience.

模具顶针退回确认接口

保护模具绝对安全。

Mold ejector return confirmation interface


Protect the mold absolutely safely.

采用弘讯电脑

- 采用高速DSP（数字信号处理器）芯片，运算能力强大；
- 单板式设计，便于维护，方便安装；
- 具有输出点短路、过电压、过电流、看门狗等硬件保护装置，硬件防护到位，安全可靠；
- 采用专用控制模块更专业、性能更好；
- 采用分布式控制系统，结构灵活；
- 采用CANBus、EtherCAT等多种总线通讯，实现全数位化控制；
- 配合弘讯MES系统，可实现生产车间联网管理；
- 智能化控制，方便应用于调试，自动化程度高；
- 提供云服务，可远程协助、远程维护；
- 实现生产单元整合控制解决方案。

ADOPT TECHMATION COMPUTER

- 1.Using high-speed DSP (digital signal processor) chip, powerful computing power;
- 2.Veneer design, easy to maintain and easy to install;
- 3.With output point short circuit, overvoltage, overcurrent, watchdog and other hardware protection devices, hardware protection in place, safe and reliable;
- 4.The use of special control module is more professional and has better performance;
- 5.Adopt distributed control system, flexible structure;
- 6.Using CANBus, EtherCAT and other bus communication to achieve full digital control;
- 7.With TECHMATION MES system, it can realize the network management of production workshop;
- 8.Intelligent control, convenient for debugging, high degree of automation;
- 9.Provide cloud services, remote assistance, remote maintenance;
- 10.Implement integrated control solutions for production cells.



注塑机技术参数表

INJECTION MOLDING MACHING MACHINE TECHNOLOGY SPECIFICATION

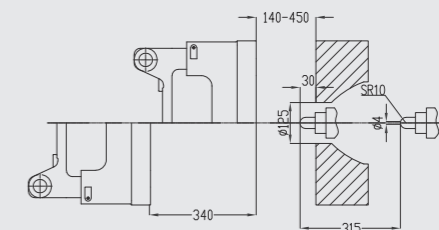
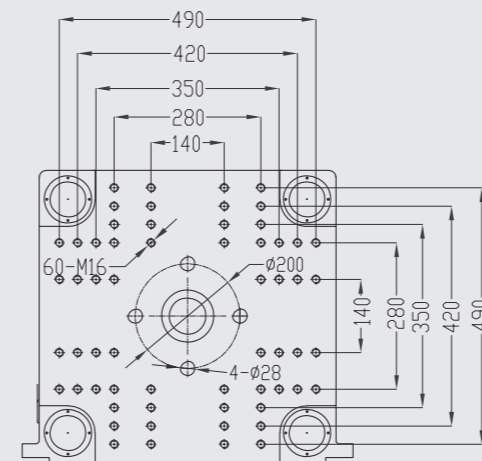
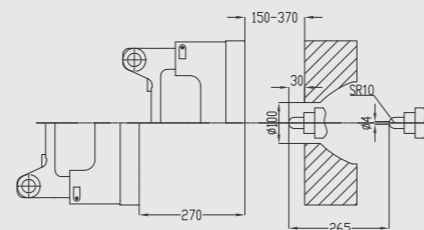
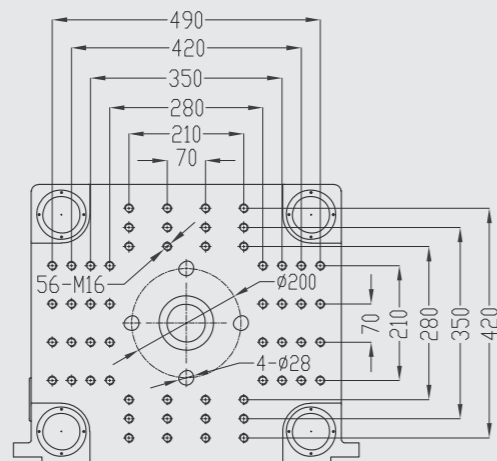
规格 SPECIFICATIONS	U60TSEK						U100TSEK									
	L			M			L			M			N			
注射 INJECTION UNIT	A	B	C	A	B	C	A	B	C	A	B	C	A	B	C	
注射装置 INJECTION DEVICE																
螺杆直径 SCREW DIAMETER	mm	20	24	28	24	28	32	20	24	28	24	28	32	28	32	36
螺杆长径 SCREW RATIO	L/D	21	21	19	21	21	19	21	21	19	21	21	19	24	21	18.7
理论注射容量(PS) THEORETICAL SHOT VOLUME	cm ³	28.3	40.7	55.4	49.7	67	88	28.3	40.7	55.4	49.7	67	88	80	104.5	132.3
注射压力 INJECTION PRESSURE	Mpa	255	220	168	255	220	168	255	220	168	255	220	168	261	200	158
理论注射重量(PS) THEORETICAL SHOT WEIGHT	g	25.7	37	50.4	45.3	61	80	25.7	37	50.4	45.3	61	80	72.8	95.1	120.4
理论注射速度 THEORETICAL INJECTION SPEED	mm/s	350			350			350			350			350		
喷嘴接触力 CONTACT FORCE OF NOZZLE	KN	15			15			15			15			20		
螺杆转速 SCREW SPEED	rpm	400			400			400			400			400		
锁模装置 LOCKING DEVICE																
锁模力 CLAMPING FORCE	KN	600			600			1000			1000			1000		
移模行程 TOGGLE STROKE	mm	270			270			340			340			340		
拉杆内间距 SPACE BETWEEN TIE BARS	mm	370x320			370x320			440x390			440x390			440x390		
最大模具厚度 MAX MOULD HEIGHT	mm	370			370			450			450			450		
最小模具厚度 MIN MOULD HEIGHT	mm	150			150			140			140			140		
顶出行程 EJECTOR STROKE	mm	70			70			100			100			100		
顶出力 EJECTOR FORCE	KN	30			30			30			30			30		
顶出杆数 EJECTOR NUMBER		4+1			4+1			4+1			4+1			4+1		
模具孔直径 DIE HOLE DIAMETER	mm	100			100			125			125			125		
其他 OTHER																
加热功率 HETER POWER	KW	7.5			8			7.5			8			10.5		
机器重量(约) MECHANICAL WEIGHT	Ton	3.2			3.5			3.5			3.8			4.2		
外形尺寸(LxWxH) OVERALL DIMENSIONS	m	4.1x1.3x1.6			4.1x1.3x1.6			4.8x1.35x1.8			4.8x1.35x1.8			4.8x1.35x1.8		
电机功率 MOTOR POWER	KW	22+7.1+11			25+16+11			22+7.1+16			25+16+16			30+16+16		

模板正面尺寸

Front dimensions of the template

模板侧面尺寸

Formwork side dimensions



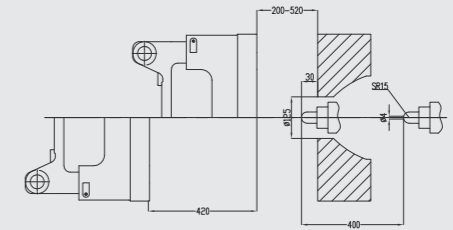
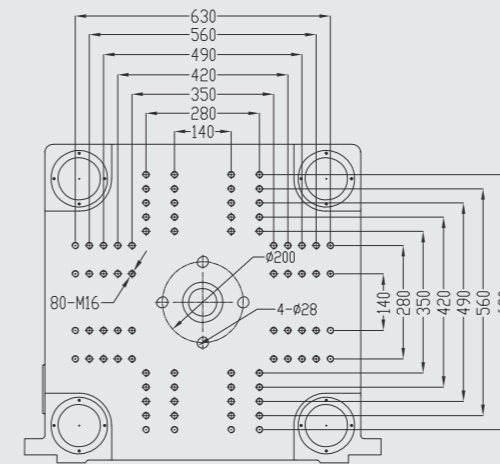
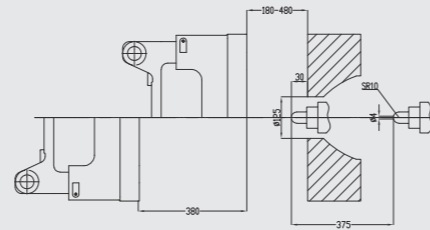
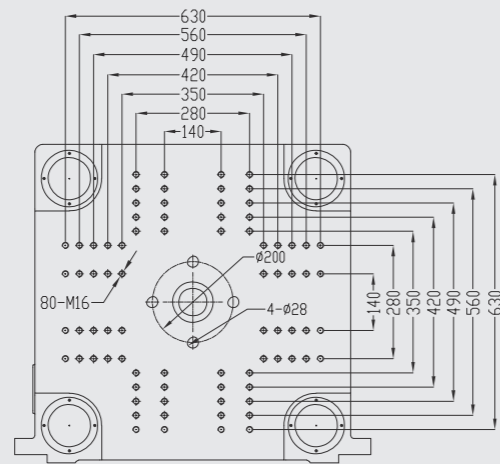
注塑机技术参数表

INJECTION MOLDING MACHING MACHINE TECHNOLOGY SPECIFICATION

		U130TSEK									U160TSEK								
规格 SPECIFICATIONS		L			M			N			L			M			N		
注射 INJECTION UNIT		A	B	C	A	B	C	A	B	C	A	B	C	A	B	C	A	B	C
注射装置 INJECTION DEVICE																			
螺杆直径 SCREW DIAMETER	mm	24	28	32	28	32	36	32	36	40	28	32	36	32	36	40	36	40	45
螺杆长径 SCREW RATIO	L/D	21	21	19	24	21	18.7	23.6	21	19	24	21	18.7	23.6	21	19	23.3	21	19
理论注射容量(PS) THEORETICAL SHOT VOLUME	cm ³	49.7	67	88	80	104.5	132.3	120.6	152.6	188.4	80	104.5	132.3	120.6	152.6	188.4	173	213	270
注射压力 INJECTION PRESSURE	Mpa	255	220	168	261	200	158	253	200	162	261	200	158	253	200	162	247	200	158
理论注射重量(PS) THEORETICAL SHOT WEIGHT	g	45.3	61	80	72.8	95.1	120.4	109.7	138.9	171.4	72.8	95.1	120.4	109.7	138.9	171.4	157	194	246
理论注射速度 THEORETICAL INJECTION SPEED	mm/s	350			350			350			350			350			350		
喷嘴接触力 CONTACT FORCE OF NOZZLE	KN	15			20			20			20			20			20		
螺杆转速 SCREW SPEED	rpm	400			400			400			400			400			400		
锁模装置 LOCKING DEVICE																			
锁模力 CLAMPING FORCE	KN	1300									1600								
移模行程 TOGGLE STROKE	mm	380									420								
拉杆内间距 SPACE BETWEEN TIE BARS	mm	470x420									520x520								
最大模具厚度 MAX MOULD HEIGHT	mm	480									520								
最小模具厚度 MIN MOULD HEIGHT	mm	180									200								
顶出行程 EJECTOR STROKE	mm	100									120								
顶出力 EJECTOR FORCE	KN	30									30								
顶出杆数 EJECTOR NUMBER		4+1									4+1								
模具孔直径 DIE HOLE DIAMETER	mm	125									125								
其他 OTHER																			
加热功率 HEATER POWER	KW	8			10.5			14			10.5			13			14		
机器重量(约) MECHANICAL WEIGHT	Ton	4.1			4.4			4.7			5.8			6.1			6.4		
外形尺寸(LxWxH) OVERALL DIMENSIONS	m	4.8x1.35x1.8			4.8x1.35x1.8			4.97x1.4x1.73			5.4x1.5x2.3			5.4x1.5x2.3			5.4x1.5x2.3		
电机功率 MOTOR POWER	KW	25+16+21			30+16+21			40+16+21			30+16+25			40+16+25			40+19+25		

模板正面尺寸
Front dimensions of the template

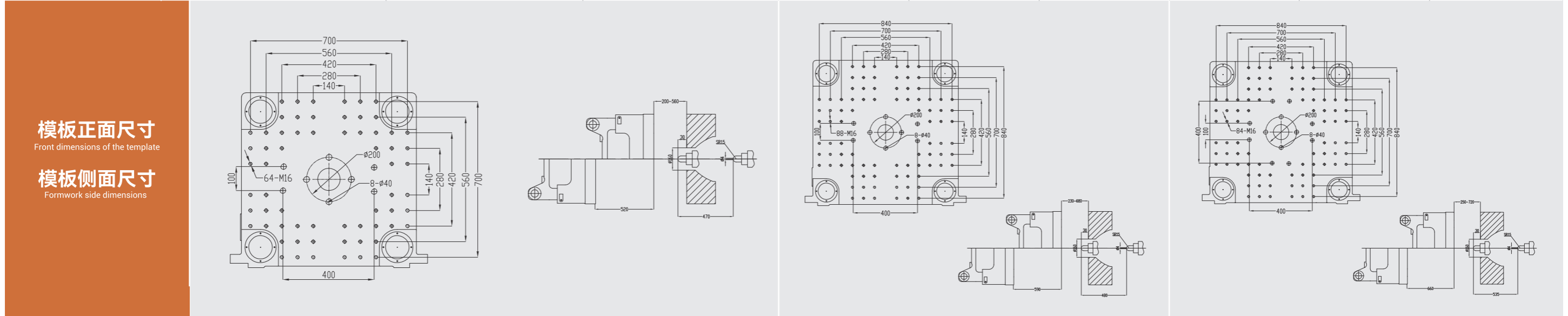
模板侧面尺寸
Formwork side dimensions



注塑机技术参数表

INJECTION MOLDING MACHING MACHINE TECHNOLOGY SPECIFICATION


规格 SPECIFICATIONS 注射 INJECTION UNIT	U200TSEK									U240TSEK									U300TSEK																																																															
	L			M			N			L			M			N			L			M			N																																																									
	A	B	C	A	B	C	A	B	C	A	B	C	A	B	C	A	B	C	A	B	C	A	B	C	A	B	C																																																							
注射装置 INJECTION DEVICE																																																																																		
螺杆直径 SCREW DIAMETER	mm	32	36	40	36	40	45	40	45	50	36	40	45	40	45	50	45	50	55	40	45	50	45	50	55	50	55	60																																																						
螺杆长径 SCREW RATIO	L/D	23.6	21	19	23.3	21	19	23.5	21	19	23.3	21	19	23.5	21	19	23.3	21	19	23.5	21	19	23.3	21	19	23.1	21	19.3																																																						
理论注射容量(PS) THEORETICAL SHOT VOLUME	cm ³	120.6	152.6	188.4	173	213	270	252	319	395	173	213	270	252	319	395	349.7	431.8	522.4	252	319	395	349.7	431.8	522.4	471	570	678																																																						
注射压力 INJECTION PRESSURE	Mpa	253	200	162	247	200	158	253	200	162	247	200	158	253	200	162	247	200	165	253	200	162	247	200	165	236	195	164																																																						
理论注射重量(PS) THEORETICAL SHOT WEIGHT	g	109.7	138.9	171.4	157	194	246	229	290	358	157	194	246	229	290	358	318.2	392.9	475.4	229	290	358	318.2	392.9	475.4	428	518	617																																																						
理论注射速度 THEORETICAL INJECTION SPEED	mm/s	350			350			300			350			300			300			300			300			300																																																								
喷嘴接触力 CONTACT FORCE OF NOZZLE	KN	20			20			40			20			40			40			40			40			55																																																								
螺杆转速 SCREW SPEED	rpm	400			400			350			400			350			350			350			350			350																																																								
锁模装置 LOCKING DEVICE																																																																																		
锁模力 CLAMPING FORCE	KN	2000									2400									3000																																																														
移模行程 TOGGLE STROKE	mm	520									590									610																																																														
拉杆内间距 SPACE BETWEEN TIE BARS	mm	590x530									650x585									730x685																																																														
最大模具厚度 MAX MOULD HEIGHT	mm	560									680									720																																																														
最小模具厚度 MIN MOULD HEIGHT	mm	200									230									250																																																														
顶出行程 EJECTOR STROKE	mm	130									150									150																																																														
顶出力 EJECTOR FORCE	KN	50									50									60																																																														
顶出杆数 EJECTOR NUMBER		8+1									12+1									12+1																																																														
模具孔直径 DIE HOLE DIAMETER	mm	160									160									160																																																														
其他 OTHER																																																																																		
加热功率 HEATER POWER	KW	13									14									15																																																														
14	15									19									15									19.5									25																																													
机器重量(约) MECHANICAL WEIGHT	Ton	7.5									8.2									8.9									10.6									11.3									12									14.3									15.2									16.1								
外形尺寸(LxWxH) OVERALL DIMENSIONS	m	6.1x1.6x2.3									6.1x1.6x2.3									6.1x1.6x2.3									6.86x1.7x2.46									6.86x1.7x2.46									6.86x1.7x2.46									7.0x2.0x2.2									7.0x2.0x2.2									7.0x2.0x2.2								
电机功率 MOTOR POWER	KW	40+16+30									40+19+30									46.9+19+30									40+19+30									46.9+19+30									60+23+30									46.9+19+40									60+23+40									60+30+40								



参数如有更新，恕不另行通知。Dimensions are subject to change without notice

免责声明:
1. 首力保留对样本中所描述产品进行改进的权利，规格如有变更，恕不另行通知。
2. 样本中的产品照片仅供参考，产品以实物为准。
3. 样本中数据为首力实验室测试所得，最终解释权归首力所有。

Disclaimer:
1. SONLY reserves the right to improve the products described in the sample, and the rules are subject to change without prior notice.
2. The product photos in the sample are for reference only, and the actual product shall prevail.
3. The data in the sample is obtained from SONLY's laboratory testing, and the final interpretation right belongs to SONLY.



涉及行业及应用领域

INVOLVING INDUSTRIES AND APPLICATION FIELDS

作为高端基础制造设备，首力注塑机赋能包装、物流 & 环保、城市建设、家电、汽车配件、电子产品、日用品等众多行业绿色节能、持续发展，助力全球企业伙伴降本增效、提升竞争力。

As a high-end basic manufacturing equipment, Shouli injection molding machines enable green, energy-saving and sustainable development in many industries such as packaging, logistics & environmental protection, urban construction, home appliances, auto parts, electronic products, and daily necessities, helping global business partners to reduce costs, increase efficiency, and enhance competition force.

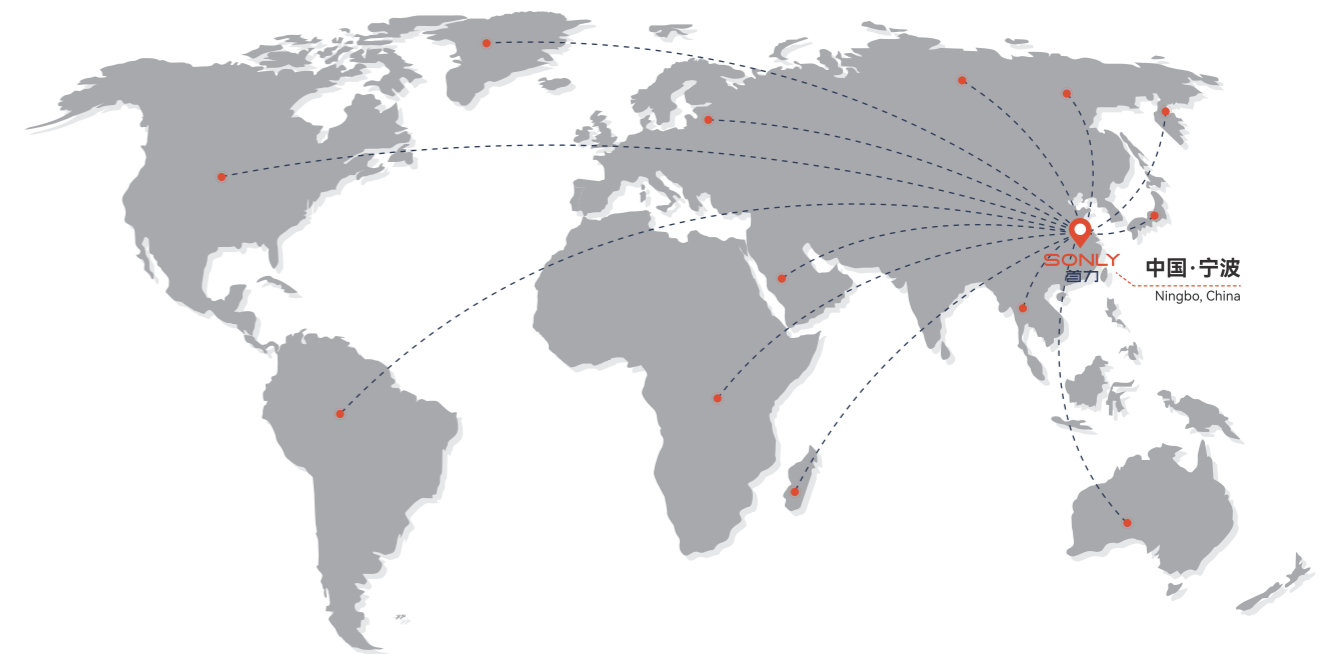


全球服务网络，打造峰值体验

GLOBAL SERVICE NETWORK TO CREATE PEAK EXPERIENCE

首力服务中心遍布全球，历经二十年沉淀，打磨出一套完善的服务体系，以最快的响应速度为客户解决问题。

Sonly service centers are located all over the world. After 20 years of precipitation, a complete service system has been polished to solve problems for customers with the fastest response speed.



 (+86)400-8120-669

7X24 小时电话全球响应，用机无忧，为用户打造峰值体验。

7X24 hours global phone response, carefree use of the machine, to create peak experience for users.